

This easy-to-use guide is designed to give you an introduction to **netTrekker Search** features.

For more detailed information, please visit Help in the My Account section at **school.netTrekker.com**.

# QUICK REFERENCE GUIDE

**Search** – netTrekker Search brings digital resources into the classroom in a safe, relevant and engaging way, making it faster and easier to provide a more personalized and productive learning experience for every student.

**Personalize** – Use our unique set of valuable teaching and learning tools to refine your search and find just the right resource to personalize learning for EVERY student in your school community.

**Organize** – Select, save, scaffold, and share resources with individual students, your class, your school, or your entire district.

**Integrate** – Seamlessly integrate digital resources with many market-leading programs in the following areas: Assessment, LMS, Library Automation, Curriculum Management, and Interactive Whiteboards to provide a total educational solution for your school or district.

## Access **netTrekker Search** from School or Home

### School Access

- Through your school's website, portal, or integrated program.
- Through IP authentication by clicking on the netTrekker Search logo.
- With a shared Username and Password provided by your school.
- With an individual Username and Password.\*

### Home Access

- Through your school's website or portal.
- With a shared Username and Password provided by your school.
- With an individual Username and Password.\*

### Register

\* You may register your individual Username and Password by clicking Register, filling in the prompts, and entering the Registration Key provided by your organization.

\* You must register a Username and Password to take full advantage of teacher-only features and My Portfolio.

USERNAME

PASSWORD



**SEARCH** over 300,000 digital resources arranged by context, readability, and aligned with state standards.

## Search Views

Quickly search for websites, famous people, images, and standards by entering a keyword and selecting Web, Person, Image, or Standards Search View.

## Keyword Search

Enter a keyword or phrase to return a set of relevant and high-quality search results.

## Grade Level Tabs

Click Elementary, Middle or High to focus context of search for selected grade level.

## Standards Tab

Locate correlated resources that align with your standards to facilitate lesson planning. (Teacher Role Only)

## Subject Search

Drill down through the curriculum areas and subtopics to relevant subjects. A trail of the topics selected is displayed and can be chosen to broaden subject search.

## Current Events Search

Link to major newspapers, magazines, and other news media sources from around the world.

## Personalize Homepage

Customize homepage interface and search results with personal preferences and designated user role.

Search

Personalize

Organize

Integrate



### netTrekker Tip

Message alerts on recently added content, training opportunities, promotions, and implementation tips.

### netTrekker Tip

Empower first year teachers with Teacher Tool resources.

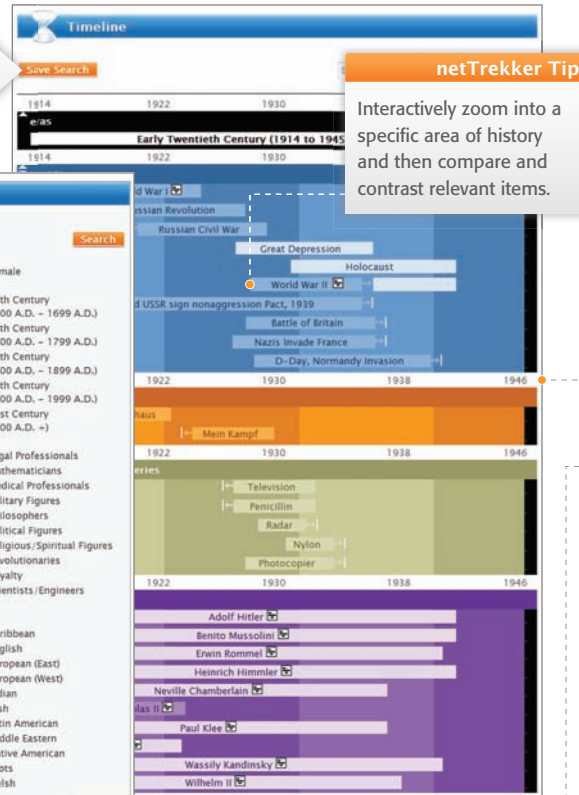


### netTrekker Tip

Educators can easily find standards-aligned resources to ensure they're covering what students will be tested on.

**netTrekker Tip**

Save a customized version of dynamic timeline to use with your students.

**netTrekker Tip**

Interactively zoom into a specific area of history and then compare and contrast relevant items.

**SEARCH** digital resources arranged chronologically, by a person's criteria, or from a set of relevant images.

**Timeline**

Focus on a specific period of history with a dynamic Timeline of events, famous people, arts and innovations, across a time span or era.

**Famous Person**

Search for an individual by entering all or part of a name, or create a list of people based on selected criteria.

**Image Search**

Search for safe, school-friendly, copyrighted images corresponding to a keyword or phrase.

**References**

Gain access to grade level relevant reference tools such as encyclopedias, almanacs, or subject assistance tools useful in conducting research or homework help.

**Teacher Tools**

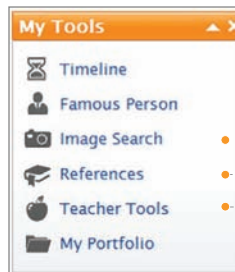
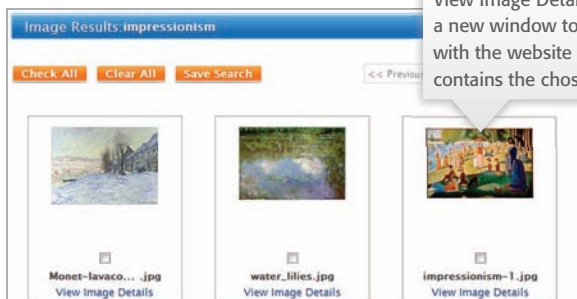
View support materials and classroom resources including topics of special interest, such as Classroom Management, Professional Development, and Special Education.

**Advanced Search**

Focus search by content type, website source, language, ratings, and curriculum within the context of specified keywords or phrases.

**netTrekker Tip**

View Image Details prompts a new window to open with the website that contains the chosen image.


**netTrekker Tip**

netTrekker school administrator can filter out Wikipedia resources and controversial material for all searches done by anyone in school community.



# PERSONALIZE

learning by using our unique set of valuable teaching and learning tools to refine your search and find just the right resource to differentiate instruction for EVERY student in your school community.

## Refinement Menus

Refine your search by Subject, Learning Aid, Multimedia, Readability, Language, or a specific Collection from our Content Partners to include only those resources that contain a particular type of content.

## Readability

Target your search results to find content at appropriate reading levels as designated by the relative difficulty of written text on the resource.

## Read Aloud

Provides text-to-speech support for highlighted text on pages, search results, and dictionary definitions. Select a passage of text with a mouse to hear the text read aloud through the computer's speakers or headphones.

## Dictionary Hot Key

Provides instant access to definitions and translations. Click the Dictionary button to launch the dictionary-enabled version of search result. Preferences allow you to customize the default dictionary or translation setting.

Search

Personalize

Organize

Integrate

**Refine Search**

**Learning Aids**

- ☐ Assessments
- ☐ Bibliographies
- ☐ Biographies
- ☐ Formulas/Examples
- ☐ Learning Exercises
- ☐ Learning Games
- ☐ Lesson Plans
- ☐ Maps/Charts
- ☐ Primary Source
- ☐ Quotations

**Multimedia**

- ☐ Audio
- ☐ Interactive Media
- ☐ Pictures
- ☐ Podcast
- ☐ Software
- ☐ Video

**Readability**

- ☐ Level 1
- ☐ Level 2
- ☐ Level 3
- ☐ Level 4
- ☐ Level 5

**Languages**

- ☐ Arabic
- ☐ Chinese
- ☐ Dutch
- ☐ English
- ☐ French
- ☐ German
- ☐ Haitian Creole
- ☐ Hmong
- ☐ Japanese
- ☐ Korean
- ☐ Portuguese
- ☐ Russian
- ☐ Spanish
- ☐ Tagalog
- ☐ Urdu
- ☐ Vietnamese

**Collections**

- ☐ BrainPOP
- ☐ BrainPOP Español
- ☐ BrainPOP Jr.
- ☐ GLOBIO
- ☐ National Humanities Center
- ☐ NSTA Learning Center
- ☐ PBS TeacherSource
- ☐ Promethean
- ☐ Quia
- ☐ SMART
- ☐ TeachEngineering
- ☐ Teachers' Domain
- ☐ Texas Instruments

**Subjects**

- Science (983)
- Social Studies (174)
- Arts (70)
- Mathematics (32)
- Technology (26)
- English Language Learners (25)
- Language Arts (23)
- Current Events (15)
- Teacher Tools (12)
- Career and Technical Education (6)
- 21st Century Skills (6)
- World Languages (4)
- Philosophy and Religion (3)
- Health and Physical Education (2)

**Refine Search** [Reset](#)

### netTrekker Tip

Include multiple criteria in a single refinement.

### netTrekker Tip

Read Aloud converts text-to-speech and helps special needs learners, auditory learners, and emerging readers build reading and comprehension skills.

### netTrekker Tip

Build your vocabulary with multiple language support.

**netTrekker** Dictionary Enabled

This page has been enabled for definitions or translation. Click on any word to open a dictionary window.

Powered by... **Ultralingua**

**SEARCH**

**Words & Speeches**

Many consider Abraham Lincoln the most eloquent President our country has ever known. Public speakers for decades have tried to copy his style.

Across the country—and across the world—children still commonly recite his Gettysburg Address, considered one of the best speeches in the English language. His words nearly cover the walls of the gigantic memorial in his representation.

His words have bound us "the nation's awards" and comforted us in times of heartache and pain. He has inspired us to strive for the "better angels of our nature."

Click on the links below to read Abraham Lincoln's words. Additional letters and speeches from Lincoln can be found here.

**Definitions & Translations**

Stemmed search: eloquent

English definitions

English synonyms

French definitions

French synonyms

English -> French

French -> English

English -> Spanish

Spanish -> English

English -> German

German -> English

English -> Italian

Italian -> English

English -> Portuguese

Portuguese -> English

English -> Latin

Latin -> English

English -> Esperanto

Esperanto -> English

French -> Spanish

Spanish -> French

**Ultralingua Online**

© Ultralingua, Inc. 2010

### netTrekker Tip

Use options in Read Aloud Control Panel to change the speed or voice of highlighted text.

netTrekker SEARCH

Enter a keyword phrase [Web] Search

Customize My Homepage

Content Upgrades

BrainPOP

Hotmath.com

NSTA Learning Center

Weekly Reader

Express

Elementary Middle High Standards

All Learners English Learners 21st Century Skills

ELL Skill Development

- Assessing Progress
- Content Area
- History
- Content Area Math
- Science
- Family Literacy
- Grammar
- Listening
- Reading
- Resources &...
- Speaking
- Teaching
- Vocabulary

Multicultural Pavilion

- American Culture
- Continents, Regions...

Feature Enhancements

- Dictionary Hot Key
- Refinement Menus
- Readability Measures

ELL Reference

- Clip Art
- Grammar Guide

netTrekker SEARCH

Enter a keyword phrase [Web] Search

Customize My Homepage

Content Upgrades

BrainPOP

Hotmath.com

NSTA Learning Center

Weekly Reader

Express

Elementary Middle High Standards

All Learners English Learners 21st Century Skills

Life Skills Learning & Innovation ICT Literacy

Topics

What are Learning and Innovations Skills?

Learning and innovation skills are those skills which lifelong learners have developed—the ability to think both critically and creatively, to collaborate with others to create projects and solve problems, and to communicate effectively both orally and in writing.

How do I Teach or Acquire Learning and Innovations Skills?

Critical thinking can be learned through puzzles and logic problems. Creativity can be encouraged through brainstorming and designing open-ended questions and projects where a "correct" answer is not expected. Communication skills can be developed through authentic speaking, writing, and publishing for real audiences.

What are 21st Century Skills?

Across the globe, from voices in education, business, and government, we are hearing of the need to provide students with a different set of skills to meet the challenges of the 21st century than they needed to handle the challenges of a successful 20th century life. Reading, writing, math skills, scientific knowledge, social studies knowledge and skills, appreciation of and experience in the arts are still important – perhaps more important than ever. Other skills must be added to these, however, if our students are going to succeed in a global economy. These skills have been labeled as 21st Century Skills.

netTrekker has created the 21st Century Skills Channel as an introduction to the teaching and learning of 21st century skills. This phase of development is designed to raise awareness of the concepts and strategies involved. netTrekker is committed to the continued development of the 21st Century Skills Channel and additional features which will help students apply 21st century skills to their academic and personal lives.

Learn More About 21st Century

Practice everyday language skills with ELL focused resources.

netTrekker Tip

netTrekker Tip

Use the sorting option to bring Student and Teacher results to the top of the results.

Turn a 2D lesson into a 3D learning object by accessing 21st Century Integration Models and free web 2.0 tools to incorporating curriculum content, technology skills, and 21st Century skills.

netTrekker Tip

Search Results: biomes (1 - 8 of 280)

Sort Results: Select Sort Option...

Sort Options

- Educator / Evaluator [a - z]
- Educator / Evaluator [z - a]
- Readability [5 - n/a]
- Readability [n/a - 5]
- Rating
- Student Recommended
- Teacher Recommended
- Title [a - z]
- Title [z - a]
- Reset

Check All Clear All Save Search

☒ The Wild Classroom: Biomes of the World

http://www.thewildclassroom.com/biomes/index.html

This highly interactive, excellent site explores all of the biomes found on planet Earth! A side menu indicates the world's biomes and provides details on each. Colorful interactive maps, video clips, lesson plans, species profiles, and so much more make this a site well worth being visited by both educators and students.

TEACHER RECOMMENDED

RECOMMENDATION LEVEL

netTrekker Tip

A user must be logged in to vote. You can change your vote, but your vote will only count once.

University of California, Berkeley: The World's Biomes

URL: http://www.ucmp.berkeley.edu/glossary/gloss5/biome/

To cite this resource, remove the frame.

## THE WORLD'S BIOMES

Welcome to the World's Biomes Page! Biomes are defined as "the world's major communities, classified according to the predominant vegetation and characterized by adaptations of organisms to that particular environment" (Campbell).

Biomes are classified in various ways. This page will group biomes into five major types:

- Aquatic
- Deserts
- Forests
- Grasslands
- Tundra

## PERSONALIZE

learning by using content focused on developing skills and literacy to meet the challenges of ALL students to be successful in the global economy of the 21st Century.

### English Language Learners Channel

Use the ELL Skill Development path for resources to increase language development, fluency, higher order thinking, and problem solving skills. Use the Multicultural Pavilion for cultural and geographical information on continents, countries, and regions. ELL References contains Specialized reference tools for English Language Learners and students learning foreign languages.

### 21st Century Skills Channel

Prepare your students for the 21st Century with links to web based tools, and 21st Century Integration Models. Use 21st Century pathways to focus on topics for Life Skills, Learning and Innovation Skills, and ICT Literacy.

### Sort Results

Personalize the order of your search results by Educator, Rating, Readability, Recommendations or Title.

### Recommended Resource

Students and teachers can recommend their personal favorite resources by adding their vote to their peers.

## ORGANIZE resources

for individual students,  
a class, a school, or an  
entire district.

### My Portfolio

Quickly save only those items that meet your search objectives, logically organize your saved resources, and collaboratively share them.

– **Search** for engaging lesson plans, videos, audio, images, learning games, podcasts, and manipulatives.

– **Save** web resources, Famous Person Lists, Timelines, Standards, and Images to My Portfolio.

– **Update** saved resources with a folder title and description, or add saved resources to an existing folder in My Portfolio.

– Using **Class Portfolio**, share resources with a selected set of users allowing participation with designated view and update rights.

– Teachers can **Create a Class** of selected resources to share with students.

– Students can **Join a Class** to access shared resources selected by their teacher.

Search

Personalize

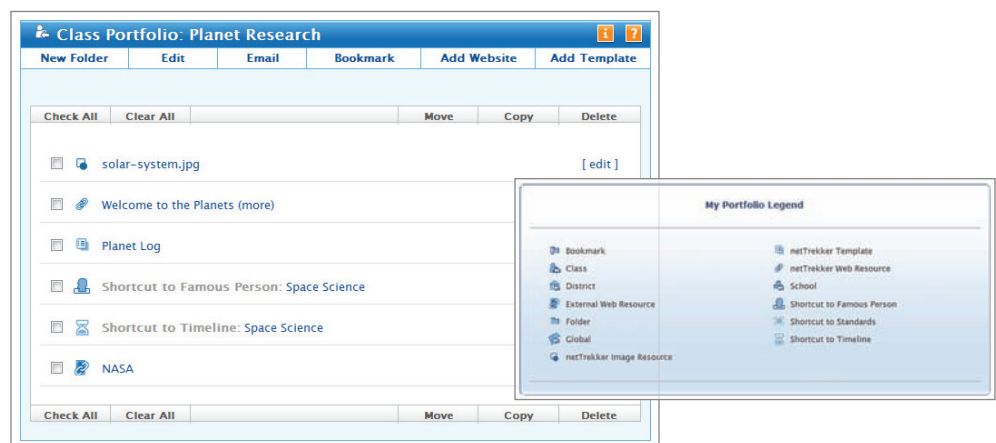
Organize

Integrate

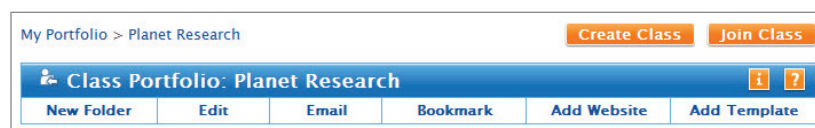
Students and teachers alike enjoy the robust features of netTrekker Search. This chart displays the added functionality of the Teacher Role.

Functions	Student	Teacher
Conduct all types of searches in all 3 channels	✓	✓
Save netTrekker Search resources & add external websites	✓	✓
Join classes & collaborate within Class Portfolio	✓	✓
Create classes for student or teacher use		✓
Share & edit shared resources within School & District Portfolio		✓

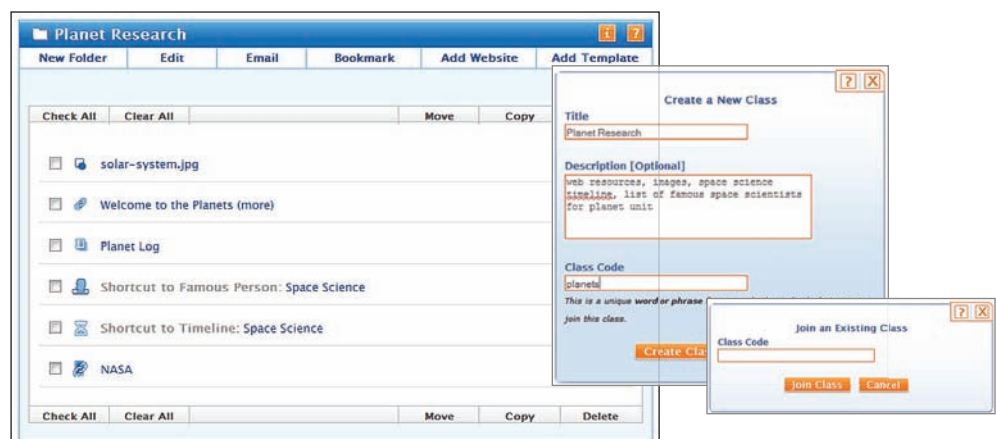
Students and teachers can save Web resources, Images, Famous Person Lists, Timelines, and Curricula to My Portfolio.



Teachers can **Create a Class** to share resources with **Students** who **Join the Class**.

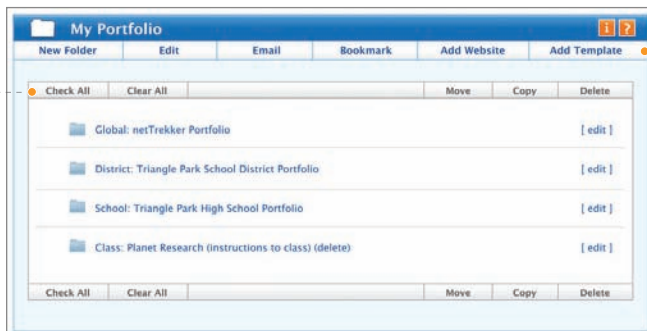


### Class Portfolio





**Folders** are used to organize resources in My Portfolio. They are managed through the use of the buttons in the My Portfolio box. **Folder-related buttons** located immediately under the folder title bar function on the currently open folder. **Item-related buttons** located above and below the folder contents function on the selected items in the folder.



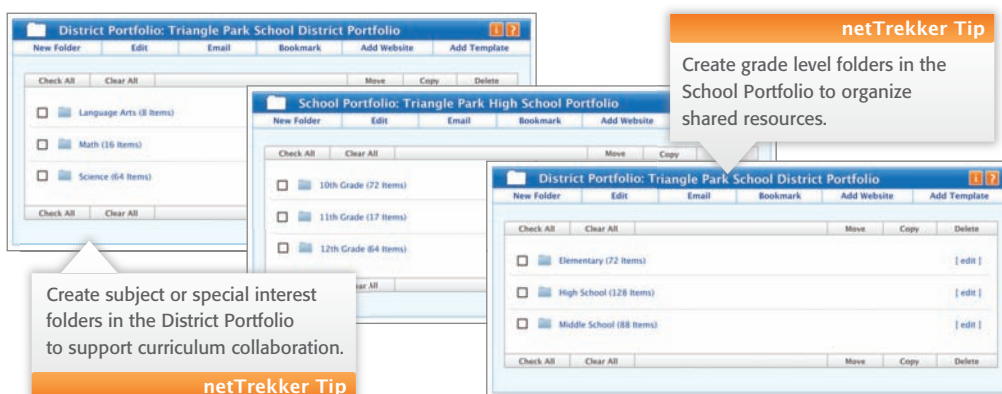
## Arrange

<b>New Folder</b>	Create a new folder within the folder you are currently in to create a folder structure to organize items.
<b>Move</b>	Move selected items to a new location removing it from its original location.
<b>Copy</b>	Copy selected items to a new location.
<b>Delete</b>	Remove selected items within your portfolio or your school or district portfolio.

## Collaborate

<b>Email</b>	Email the current folder to a netTrekker Search subscriber within your school or district.
<b>Move</b>	Move selected items out of your portfolio to share into a class or your school or district portfolio. The item will assume the rights of the new location.
<b>Copy</b>	Copy selected items from your portfolio to share into a class or your school or district portfolio. The item will assume the rights of the new location.
<b>Bookmark</b>	Bookmark a folder from your portfolio to the school or district portfolio retaining control of the folder contents and user rights in your portfolio. Bookmark a folder from school or district portfolio into your portfolio for easy access.

## Supervise



**ORGANIZE** resources in My Portfolio with a set of functions to manage folders and content within the folders.

## Arrange

Students and Teachers can organize items into folders of related topics using folder and item related functions.

- Create a directory structure to manage My Portfolio items.
- Dynamically add, locate, or remove items in My Portfolio.

## Collaborate

Teachers can share selected resources from their portfolio to students, a class, a school, or entire district.

- Send saved web resources to a teacher, student, or parent.
- Share Web resources, Famous Person Lists, Timelines, Standards, and Images to a district, school, or class portfolio.

## Supervise

Administrators can create folders and set user rights in the school and district portfolios.

- Create a directory structure to organize district and school resources for students and teachers.
- Assign view rights for users on district and school portfolio folders.
- Assign change rights for users on district and school portfolio folders.

## INTEGRATE —

Create a single repository of digital resources by combining resources from the Internet and third party subscriptions with netTrekker Search resources. Seamlessly integrate your access to netTrekker Search with many market-leading programs.

“As everyone tries to do more with less, netTrekker Search helps us organize Internet resources, differentiate instruction, and address the language needs and reading levels of our diverse student population.”

Julie Bowline

Director of Instructional Technology  
and Library Services  
Adams 12 Five Star Schools, CO

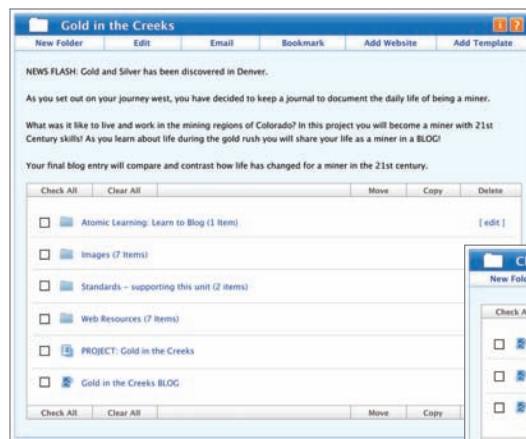


Search

Personalize

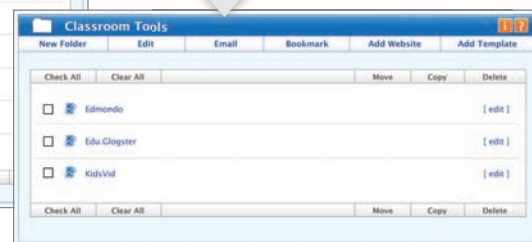
Organize

Integrate



### netTrekker Tip





Build web based projects with netTrekker Search resources, web 2.0 tools, and external web content using the My Portfolio tools.



## Informational Widgets

Within **My Account** you can manage your netTrekker Search account to personalize and get the most out of your subscription. Use the links in **My Community** to connect with netTrekker Search and other netTrekker Search users to always be informed with the latest news, educational trends, best classroom practices, and training opportunities.

### My Account

-  [My Profile](#)
-  [My Preferences](#)
-  [Help](#)
-  [Contact Us](#)

**My Profile** – Manage access to your account with edit capabilities to your password, password question, user role and school. Your search results and access to teacher-only features are controlled by your role.

**My Preferences** – Personalize your netTrekker Search experience by designating the look and feel of your netTrekker Search account. You can design your netTrekker Search homepage and how YOUR search results are returned.

**Help** – Use the topical and searchable help index to better understand netTrekker Search features and tools.

**Contact Us** – Use Contact Us to request assistance from the netTrekker Support Team. We are here to answer your questions!

**netTrekker Village** – Connect with other educational professionals in an online community to discuss the most current educational issues, share technology tips, best practices, lesson ideas, and more!

**Blog** – Subscribe to receive updates on educational best practices, ways to integrate netTrekker Search with our partners' products, 21st century learning skills ideas, and training and implementation strategies.

**Online Learning** – Experience learning on your time with videos and courses that provide extensive training on EVERY feature of netTrekker Search as well as ways to incorporate netTrekker Search resources into your classroom, school, library and trainings. It is a cost effective way to participate in training, and very efficient for providing training without adding expenses related to out of class time.

**Customer Center** – Find resources you'll need to implement netTrekker Search in your school or district, conduct training, and promote ongoing usage to help you get the most out of your netTrekker Search subscription.

### My Community

-  [netTrekker Village](#)
-  [Blog](#)
-  [Online Learning](#)
-  [Customer Center](#)

For more information on how to integrate **netTrekker Search**, and to schedule an Integration training, contact your **Account Manager** at **877.517.1125**.